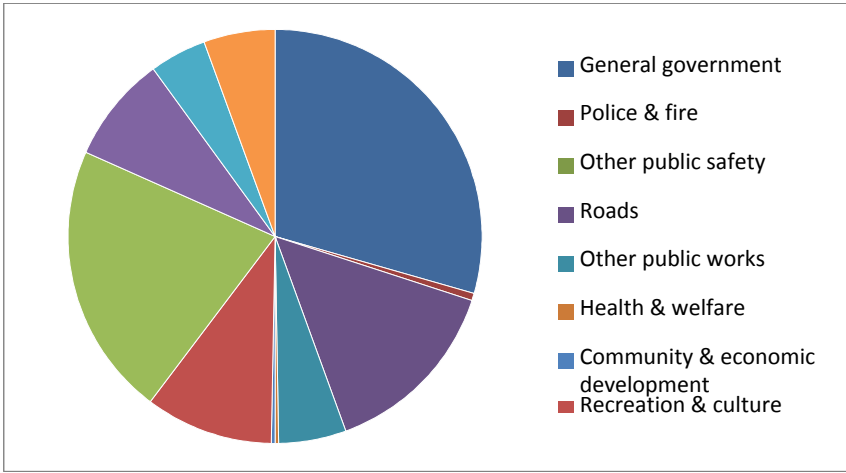


CITIZENS' GUIDE TO LOCAL UNIT FINANCES - Ellsworth - Antrim

EXPENDITURES

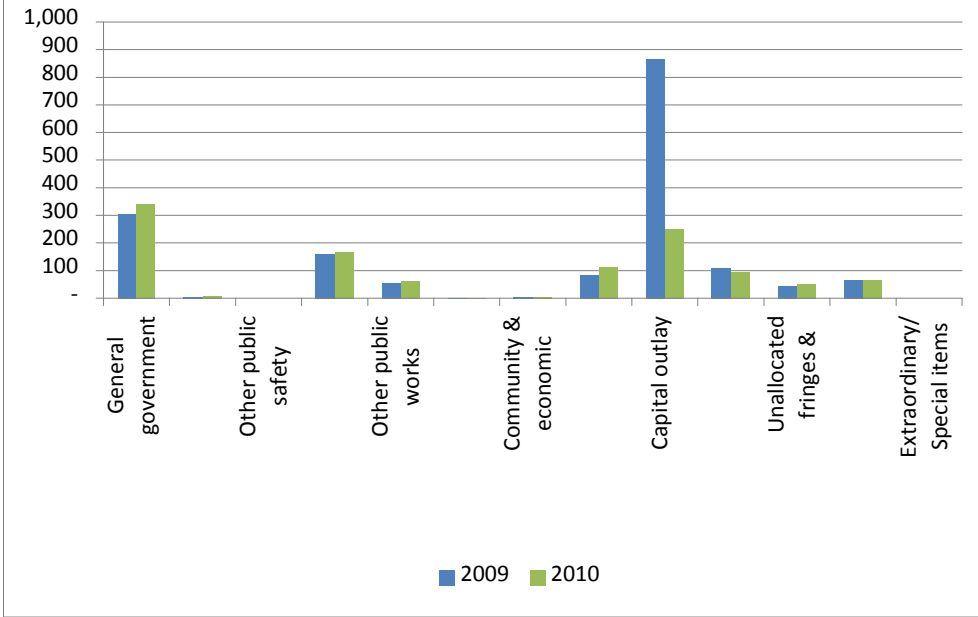
1. Where we spend our money (all governmental funds)



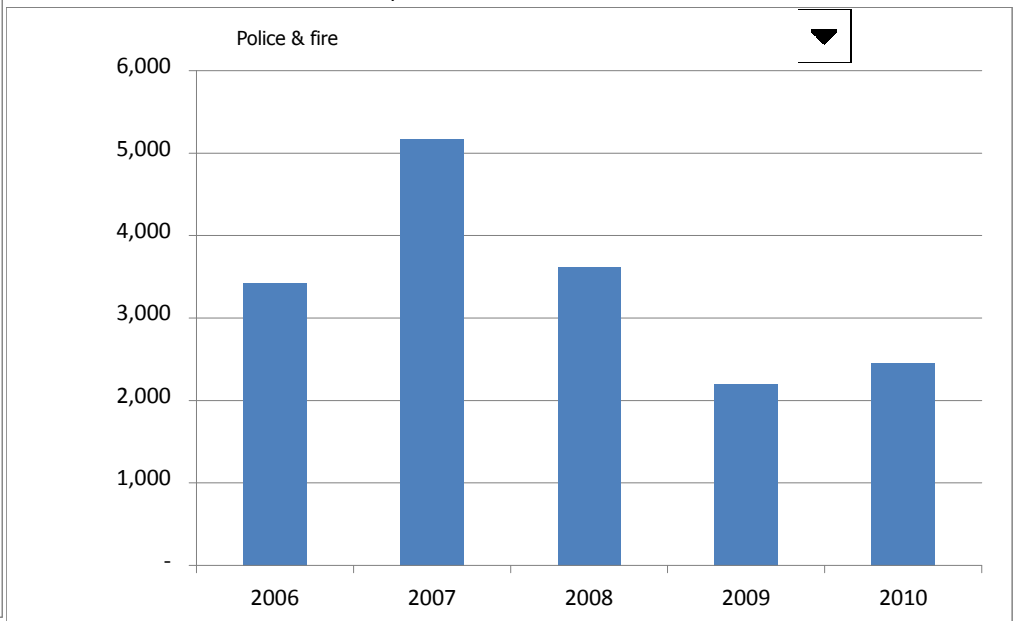
2. Compared to the prior year

	2009	2010	% change
General government	\$ 106,888	\$ 119,159	11%
Police & fire	2,191	2,457	12%
Other public safety	-	-	n/a
Roads	55,483	57,837	4%
Other public works	19,823	21,840	10%
Health & welfare	800	800	0%
Community & economic development	1,620	1,920	19%
Recreation & culture	28,778	39,994	39%
Capital outlay	301,741	87,213	-71%
Debt service	38,017	33,475	-12%
Unallocated fringes & insurance	15,160	17,294	14%
Net Interfund transfers	23,000	23,000	0%
total expenditures	\$ 593,501	\$ 404,989	-32%

3. Spending per capita - compared to the prior year



4. Historical trends of individual departments:



Commentary:

The majority of the capital outlay for 2009 was the construction of the community park.