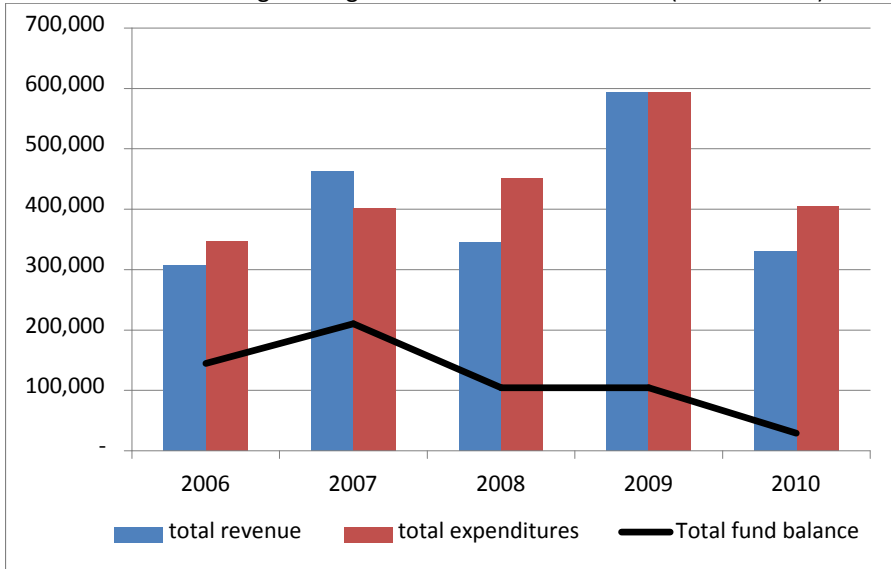
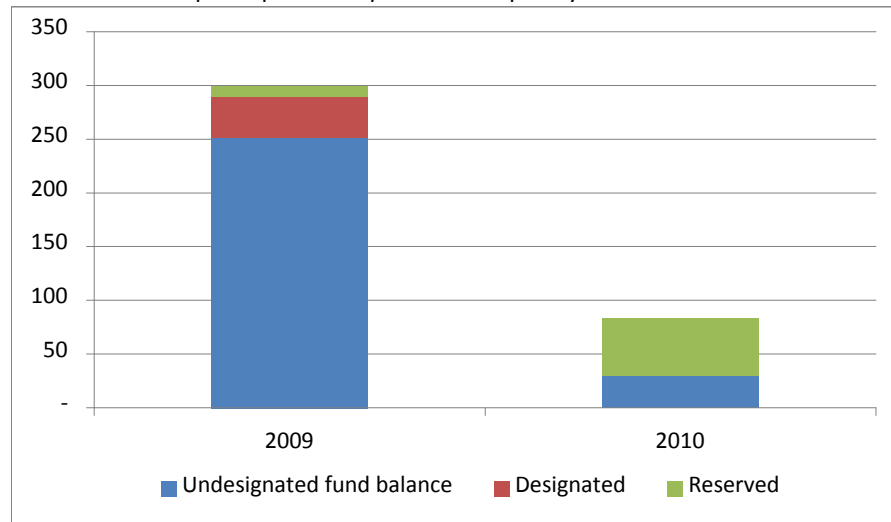


CITIZENS' GUIDE TO LOCAL UNIT FINANCES - Ellsworth - Antrim

1. How have we managed our governmental fund resources (fund balance)?



3. Fund balance per capita - compared to the prior year

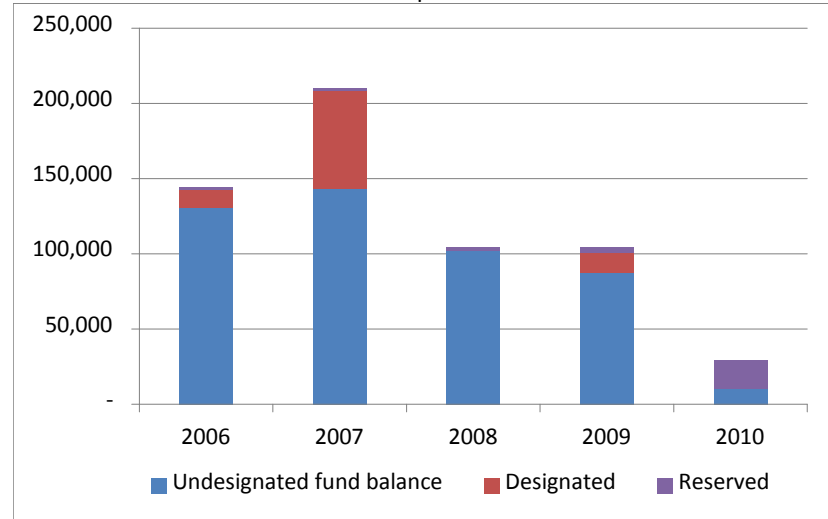


2. Compared to the prior year

FINANCIAL POSITION

	2009	2010	% change
Revenue	593,454	329,744	-44%
Expenditures	593,501	404,989	-32%
Surplus (shortfall)	(47)	(75,245)	159996%
Fund balance, by component:			
Reserved	3,540	18,720	429%
Designated	13,320	-	-100%
Undesignated	87,641	10,536	-88%
total fund balance	104,501	29,256	-72%

4. Historical trends of individual components



Commentary:

V@Áã Á@æ *^•Á[{ ÁGEEJÁ ÁGFEÁ ^!^Áã^ Á@Á[}•d~ &cá } Á-Á@Á[{ { } ã Á æ Á ã@Á / æ•ã çá & Á-Áã ÜVØÁ! ç È