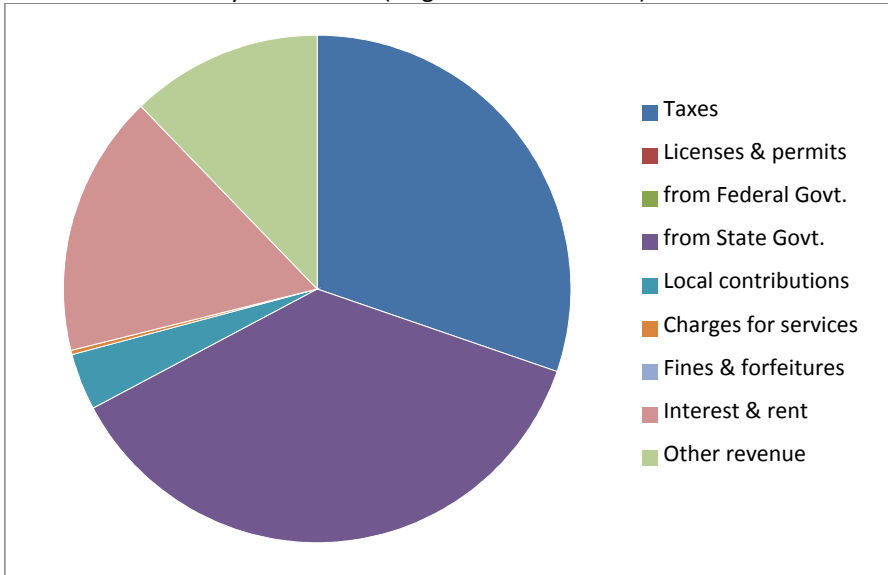


CITIZENS' GUIDE TO LOCAL UNIT FINANCES - Ellsworth - Antrim

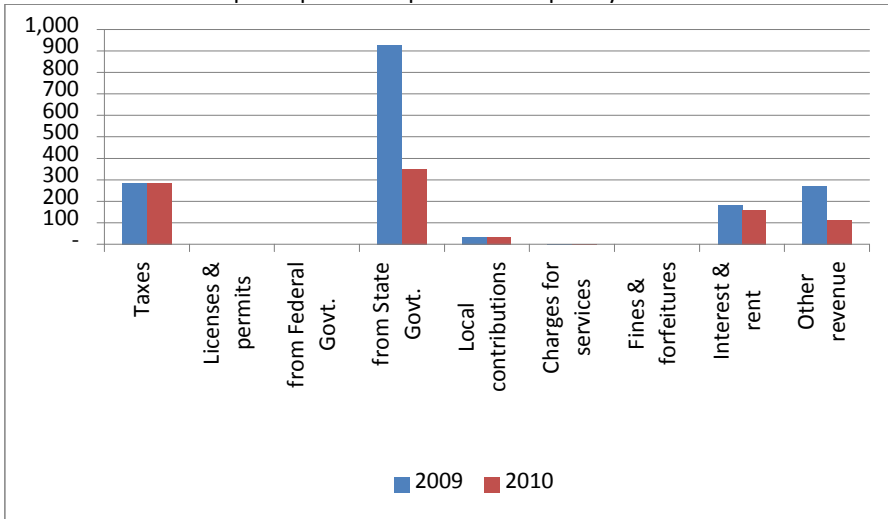
1. Where our money comes from (all governmental funds)



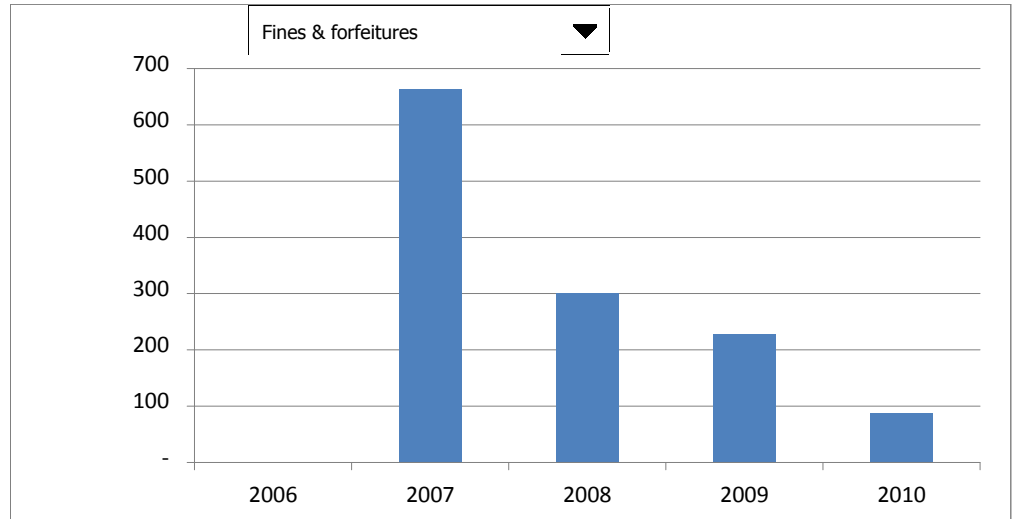
2. Compared to the prior year

	2009	2010	% change
Taxes	\$ 99,088	\$ 99,975	1%
Licenses & permits	90	30	-67%
from Federal Govt.	-	-	n/a
from State Govt.	323,741	121,811	-62%
Local contributions	11,500	11,500	0%
Charges for services	1,225	1,025	-16%
Fines & forfeitures	228	87	(1)
Interest & rent	63,165	55,379	(0)
Other revenue	94,417	39,937	-58%
Total	\$ 593,454	\$ 329,744	-44%

3. Revenue sources per capita - compared to the prior year



4. Historical trends of individual sources



Commentary:

The majority of revenue from state government in 2009 was from a NRTF grant for the community park.